

\$104,000

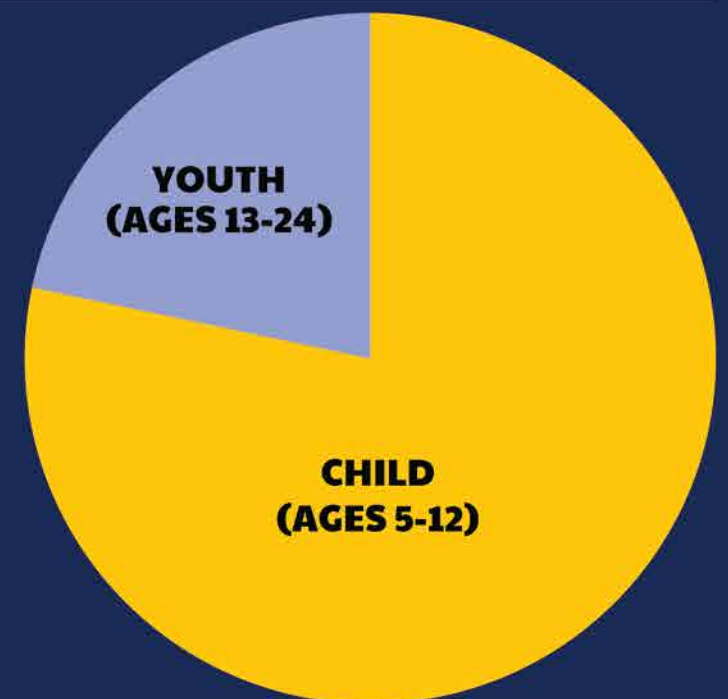
Provided to 16 OST groups to help them offer summer programming to vulnerable children and youth in Summer 2024!



THE MULTIFACETED APPROACH OF OST

- 8 out of 16 OST groups offered programming with social development and cultural components
- Almost half included activities that promoted emotional and physical well-being
- EVERY group provided academic support to help circumvent the summer “loss of learning”
- EVERY group connected kids and families to resources including the Food Bank, Leisure Access Program, and Edmonton Public Libraries

With the support of the OST grant and other capacity-building and training opportunities provided by the OST Collaborative, programming was provided to **1115 Children and youth**, with children making up for more than 3/4 of total participants



THE JOINT USE SUMMER ACCESS PROGRAM



Provided 18 community organizations with access to 33 local school spaces in Summer 2024. This free space helped provide 3047 hours of programming for 1775 vulnerable children and youth across the city!



THE CHILD & YOUTH SERVICES MAP

[HTTPS://OSTEDMONTON.CA/SERVICESMAP/](https://ostedmonton.ca/servicesmap/)



- **An incredible resource for families and community partners with information on various OST programs city-wide!**
- **User-friendly format**
- **Available in French and English**
- **Updated 5 times/ year**



2024 OST CONFERENCE JUNE 27, 2024

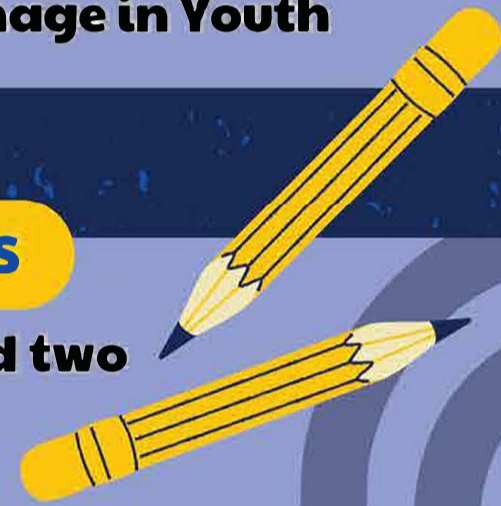
This year's topics included:

- **Hope and "Teaching Hopefully"**
- **Social and Emotional Learning**
- **Gang Prevention Strategies**
- **Cultivating Healthy Body Image in Youth**



OTHER CAPACITY BUILDING OPPORTUNITIES

- **Intermediate First Aid Certification (offered two sessions in Summer and Fall 2024)**
- **Autism 101 with Autism Edmonton**
- **Understanding Gangs in Canada: Gang Trends & Community Capacity—presented by Safer Schools Together, in partnership with The City of Edmonton**



THANK YOU, VOLUNTEERS!

These programs would not have been possible without the 6200 volunteer hours that went into the planning and execution of these programs from 167 volunteers!





PRAISE FROM OST PROGRAM PROVIDERS



“Students’ academic performance and confidence were enhanced.”




“We were able to witness pride in culture among participants. [The kids] learned about their cultures and other people’s cultures. They were able to learn about acceptance of other cultures.”




“Throughout the program, students, including newcomer participants, not only developed leadership skills but also gained confidence in their abilities to collaborate and express themselves creatively.”

“A volunteer who was really shy and didn’t wanna talk to anybody [...] really opened up to the kids and other staff and be outgoing and they want to do it again next year.”



“A particular child [...] has some challenges with emotional regulation, peer relationships, and self-confidence. By the end of summer, this child no longer wore his hood over his head and was comfortable reading in front of their peers. The child was often seen smiling and laughing towards the end of summer and had developed new friendships.”



2024 Funding Grant Allocations

Name of Organization	Grant Funding Awarded	Number of Participants
Rhema Kids Club	\$4,000	170
Horn Youth Services (KULAN)	\$10,000	34
ALLIANCE JEUNESSE-FAMILLE DE L'ALBERTA SOCIETY	\$8,000	73
BGCBiggs Edmonton	\$5,000	69
Towunmi Coker Literary Initiative Foundation (TCLI Foundation)	\$4,000	62
Sinkunia Community Development Organization	\$10,000	45
Riverbend ROCKS	\$8,000	56
The Rock and Roll Society of Edmonton	\$5,000	17
Africa Centre	\$7,000	107
Sihle-Sizwe Vineyard Foundation	\$4,000	60
Skillcity Institute	\$4,000	118
Cultural Youth Initiative	\$4,000	20
Alberta Immigrant Women & Children Centre	\$10,000	160
Hope for Tomorrow's Shade Association	\$4,000	54
Urji Women Support Association of Edmonton	\$9,000	25
FOCAS Canada (Foundation for Oromian Culture, Education, and Art Services)	\$8,000	45

NOTE: OST GROUPS ARE ENCOURAGED TO HAVE MULTIPLE SOURCES OF FUNDING. ALL GROUPS HAD AT LEAST ONE OTHER FUNDING SOURCE, IF NOT MORE. THE ABOVE NUMBERS REPRESENT THE AMOUNT OF FUNDING EACH GROUP RECEIVED FROM THE OST FUNDING GRANT BUT NOT THE TOTAL AMOUNT OF FUNDING THEY USED FOR THEIR SUMMER PROGRAM